

Plane Talk

APRIL 2009



<http://www.qcskyraiders.com>

Next Meeting

Wednesday April 8, 2009 @ 7:00 p.m.
at the Deere Wiman Carriage House
817 11th Avenue
Moline, Illinois





2009 Officers

President Rockne Brosman 269-2023
(rbrosman@hotmail.com)
V. President Les Schjelderup 799-5678
Secretary Rick Haney 764-6089
Treasurer Mark Chronister 236-3324
P.R. Dennis Witt 797-2893
Newsletter Mike Cobert 788-1132
(mcobert@mchsi.com)

Minutes March 11, 2009

Meeting called to order at 7:00 by President Rockne Brosman.
11 members and 3 visitors were present.
Minutes were accepted a written in newsletter.
Treasurer's report was read and accepted.

Business:

Next meeting will be held at the Davenport Airport in Mt. Joy.
More information elsewhere in this newsletter.
Bring chairs to sit on.

Last call for fuel.

Floodwater rose to 15' and is well over our field at this time.

Mall show March 14th

Moline Park & Recreation ask our club to do some flying at the Easter Egg Hunt April 4. Will need 4 (give or take) small electric planes with proficient pilots to fly the planes.

The club has been asked to fly planes at the Milan, 4th of July, fire works again this year. We discussed the possibility of raffling a plane.

Mike Cobert has possibly found a place to fly small (little) airplanes indoors. Contact Mike for further information.

Rockne suggested having the Slow Survivable Combat take flight at our field. Will discuss this further at the next meeting.

Calendar events:

Consult the calendar of events in this letter.

Committee reports:

Nothing on the rules for the Fun Fly at this time.

Mark Cronister is checking on members available to mow grass.

Program:

Distance flight with the AMA Zanonina Seed foam glider. They flew quite well.

All had a good time.

Show and Tell:

Mike Cobert displayed a Micro Plane. It was a one half ounce ducted fan powered plane with a 9 inch wing span. Neat little plane.
Mark Cronister displayed his new Giant Scale Edge 540. The power is a 102cc gas engine. That's big! He will be flying IMAA events this summer.
Meeting adjourned around 8:15.

Respectfully Submitted by Rick Haney - Secretary

REMINDER

Our next meeting will be held at the Deere Wiman Carriage House in Moline at 7pm. We will be holding our May meeting at the Mt. Joy airport. So mark your calendar!

Calendar of Events

April 8 QCSkyraiders meeting 7pm Deere Wiman Carriage House
May 13 QCSkyraiders meeting Dean Mobin's Hanger Mt. Joy Aiport
June 20-21 Sneek In Fun fly Freeport, IL 9AM
June 27 Scale Meet Davenport Sod Farm 9AM
July 11-12 Whirlybird's Fun Fly QCSR Flying Field 9AM
July 19 Morrison Fun Fly Contest Morrison, IL 9AM
Aug 9 QCSR Fun Fly – Contest
Aug 16 Erie Fun Fly
Aug 23 QCSR Float Fly
Sept 12 Bud Miller Fly-In Davenport Sod Farm 9AM

How I See It – by Rick



As I write this, the weather is getting better. On the down side our field is covered with water. On the up side the water is going down. I went to the DRCS's field and made a couple of flights. Their field is pretty soft and the wind rolled up their runway material and I'm sure the Erie's field is the same. It looks like we will be able to get to our field shortly.

I'm not sure what happened at the DOME March 13th but when the guys got there the doors were not open. Guess we will see what happens next time. Hope things will get back to normal.

If you missed the mall show at North Park Mall you missed seeing a large number of really nice planes. Along with the planes there were helicopters and boats on display.

By the time you get this letter it will have been too late to order fuel for the season. Sure hope you have enough fuel to meet your needs for the summer.

Looks like there are six or seven of us that will be flying Slow Survivable Combat. If anyone would like to give it a try give Kelly Bryant, Dirk Oosting or one of the officers of the club a call. It is cheap to build the plane and the plane is almost indestructible. I saw one hit the ground Sunday and it just bounced end over end and I don't think it even broke the prop. What fun you could be missing.

Seeing that we are just getting out of the house to pursuing our hobby don't forget to go through your flight box and get rid of the junk that ended up in the box like old glow plugs, broken props and the like. One more thing is needed to make your first outing a fun time is to make sure the servos operate properly and that your engine will run like it is supposed to before you leave the house. This is experience talking. I went to the sod farm Sunday and I couldn't get the engine on a plane to start without a bunch of messing around. The plane had been given to me and I wanted to make sure it flew OK.

I was just thinking that we, some of use older more proficient pilots, forget about the "newbie's". If you remember back when you were getting started you needed help and hopefully got the help you needed. I don't know how many members we have that will be needing help this summer but we really need to extend a hand to them and help them in any way we can. On their part all that is needed is to contact one of the club officers or if at the field come right out and ask for the help.

Just for the new pilot to get off to a good start here are some things to keep in mind. Have someone, that is experienced, check your plane to make sure it is set up correctly. Meaning the plane is structurally sound, control throws are where they need to be, batteries are charged, wing has enough rubber bands holding it, all the flashing is removed from the leading and trailing edges of the prop (this will keep from cutting your fingers), and make sure the engine will run reliably before you try to fly. It will be very discouraging to get to the field and have engine problems.

Saturday 3/21/09 I just came from our flying field. I hate to write this but the field is a mess. The flood water was extremely high and has done a large amount of damage to the fence. The fence on the north side is almost all down and on the south west side the fence is being held by the top rail and the trash and weeds are jammed several feet high under the fence. There are several tables jammed under the fence also. One of the worst problems is the tree trunk that is beside the runway at the west end. This will be hard to remove or even just move. All the other problems will be a time consuming situation but can be delt with. It will take help and time.

I always try to look on the good side of things and as bad as the field looks the shed seems to be OK as is the enclosed area for the portable toilet. We will overcome this and have a good flying season this year. Just a hiccup to deal with. Could have been worse.

Looks like the dome flying is coming to a close for now. I think, from what was in the air Friday night that nobody seemed to want to fly inside now that the weather is getting nicer. We all want to get out in the fresh air and have fun.


Have a good one.

Rick Haney

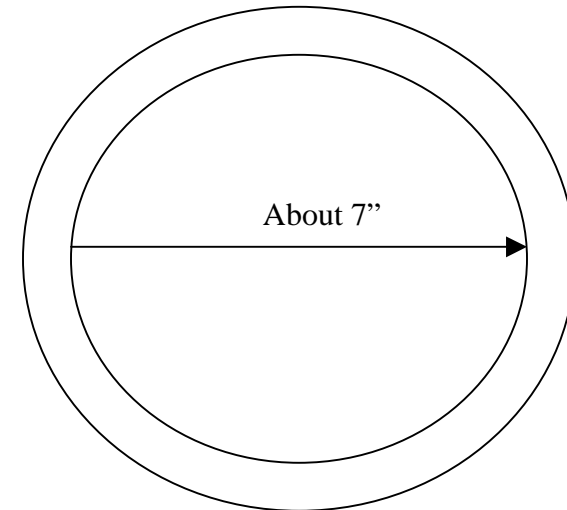
Pictures of the field:



Pictures courtesy of Rick Haney



Fuselage may be constructed from any material. The wings, elevator and rudder must be constructed from the bottom of 1- 9" paper or foam plate. (or a 7" diameter depron foam)



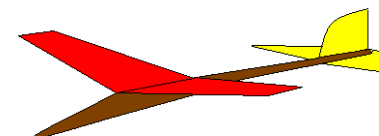
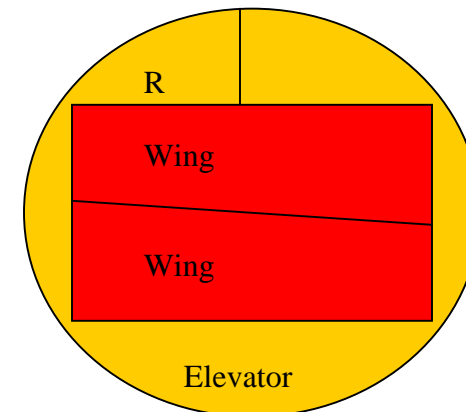
Tips and Tricks

INSTALLING CONTROL HORNS

When installing control horns onto control surfaces the screwdriver invariably slips. The result is a hole poked into the covering material or a gouge in the balsa. There is a simple tool you can make that will eliminate this damage. Take a small piece of thin plywood and cut a rectangular opening in it just slightly larger than the base of the control horn. Place this opening around the control horn base before tightening the mounting screws. Now when the screwdriver slips there will be no damage to your new aircraft!

FIREWALL FUEL PROOFING:

Firewalls of planes are normally coated with epoxy to help prevent fuel and oil damage to the wood. On planes with no cowling, apply a coat of epoxy on the firewall after you cover the plane with film covering. Make sure the film overlaps a little onto the firewall. This way the epoxy seals the edges of the film covering. Besides, most film adheres better to wood than epoxy, so that's another plus.



Our Enabling Sponsors
Special Thanks to:

The Moline Park District -
<http://www.moline.il.us>

BUSH Turf

Bush Seeding and Turf
6800 78th Avenue West
Milan, IL 61264

Thunder Road Hobbies
Airport Road
Moline, IL 61265



Newberry's Hobby
17114 U.S. Highway 150
Orion, IL 61273
(309)234-5567
On site Air Strip & Off Road
Track

Ace Sales & Service
Electronic Repair
Don Breivogel
(309)797-5524

Major Art & Hobby Center
201 East 2nd
Davenport, IA
(563)323-9042

Membership Application

If you cannot attend the meeting you can fill out the following application and send it, your check, and a self-addressed, stamped envelope to the Treasurer to receive your access instructions, membership card and a copy of the by-laws.

Application for Membership Quad-City SkyRaiders

Name
Address
City
State & Zip Code
Phone
Email.....
AMA# (required).....
Frequency #s

Make check payable to:

Quad-City SkyRaiders
Mail this application along with your check and a self-addressed, stamped envelope to:

Mark Chronister
402 - 2nd Ave C
Silvis, IL 61282

Single membership - - - - - \$20
Senior membership - - - - - \$15
Junior membership - - - - - \$10
Family membership - - - - - \$20
for each dependent - - - - - \$ 5
Associate membership - - - - - \$ 5
Initiation fee - - - - - \$10
Junior initiation fee - - - - - \$ 5